

Surgical Innovation

Impact Factor: 1.6

5-Year Impact Factor: 1.7

Submission guidelines



Submit manuscript

Please read the guidelines in full before submitting your manuscript. Manuscripts not conforming to these guidelines may be returned.

[Visit Submission Site](#) 

This Journal is a member of the [Committee on Publication Ethics](#).

The Journal recommends that authors follow the [Recommendations for the Conduct, Reporting, Editing, and Publication of Scholarly Work in Medical Journals](#) formulated by the International Committee of Medical Journal Editors (ICMJE).

Sage is committed to upholding the integrity of the academic record. We encourage authors to refer to the Committee on Publication Ethics' [International Standards for Authors](#) and view the [author responsibilities section](#) on the Sage Journal Author Gateway.

We also encourage you to familiarize yourself with our [Editorial Policies](#) and our [Publication Ethics Policies](#).

Sage Publishing disseminates high-quality research and engaged scholarship globally, and we are committed to diversity and inclusion in publishing. We encourage submissions and peer review from a diverse range of authors and reviewers from across all countries and backgrounds. [Read our diversity, equity, and inclusion pledge.](#)

There are no fees payable to submit or publish in this journal. Open access options are available – see below.

Please read the guidelines below then [submit your manuscript here](#).

Key information

Access: Subscription

Accepts preprints? Yes

Identity transparency: Single anonymized

Publishing fees and open access

There are no fees payable to submit or publish in this journal.

Figures submitted in color will be published in color in the online version of the journal at no cost. If you wish to have color figures in the printed version, you will receive information regarding the costs during production.

Optional open access publishing is available for a fee via the [Sage Choice program](#), and Open Access agreements, where authors can publish open access either discounted or free of charge depending on the agreement with Sage. Find out if your institution is participating by [visiting Open Access Agreements at Sage](#). Open Access agreement eligibility is determined by the corresponding author's affiliation matching an agreement at acceptance. For more information on Open Access publishing options at Sage please [visit Sage Open Access](#).

For information on funding body compliance, and depositing your article in repositories, please [visit Sage's Author Archiving and Re-Use Guidelines](#) and [Publishing Policies](#).

Open access fees do not cover color charges and are charged separately.

Preparing your manuscript for submission

Your article must be within the scope of the journal and be of sufficient quality. If not, it will not be reviewed. Please read the journal's [Aims and Scope](#) to see if your article is appropriate.

The manuscript must be your original work, you must have the rights to the work, and you must have obtained and be able to supply all necessary permissions for the reproduction of any copyright works not owned by you, including figures, illustrations, tables, lengthy quotations, or other material previously published elsewhere.

SRI is committed to diversity, equity, and inclusion in the realm of innovation, new technologies, AI, digitalization and education in surgery. We value diverse perspectives and provide equitable opportunities for underrepresented surgeons and researchers. We actively seek submissions exploring the impact of diversity, equity, and inclusion to broaden scope of Journal, and we ensure fair and transparent editorial processes. Join us in advancing these fields for the betterment of patients and society.

Article types

Acceptable categories for submission include:

Editorials: should be brief and to the point, less than 700 words and be cleared by the editors before submission. They have no abstract or key words and less than 10 references.

Inventor's Corner: innovative solutions to surgical problems that have preliminary proof of concept but are not commercially available yet. They should be a maximum of 800 words, have a maximum of 3 images and maximum of 8 references. Submissions should have an abstract in the following format: **Background/need, Methodology and device description, Preliminary results, Current status.**

Letters to the Editor: letters should be addressed to the editors and can either address a published paper or a surgical opinion. They have no abstract or key words and do not use a structured format. They should be 600 words or less, have a maximum of 5 references and 1 table or figure. References are not included in the word count.

Original Papers: submissions should be less than 5,000 words and be formatted with an abstract, key words and a structured format (background, method, statistics, results, discussion and conclusion). Tables and references are not included in the word count. All should include relevant ethical approvals, acknowledgements and conflict of interest statements. Lists of authors in excess of 8 are discouraged and only authors truly involved in the work should be cited. Papers that exceed 8 authors require a note of explanation for each author's contribution to the research.

They should be assigned to the following categories:

- In Context: Review

- Innovative Technologies
- View from IRCAD
- Procedural Innovations
- Original Clinical Science
- Surgical Education: Training for the Future
- Business in Innovation
- Frugal Innovation
- Global Surgery

Case studies are not routinely accepted in *SRI* and should only be submitted if they represent an absolutely novel or breakthrough technology or technique.

Registered Reports, Pre-Data or Post-Data. There are two types of Registered Reports:

- Registered Reports – Pre-Data, i.e., before any data have been gathered
- Registered Reports – Post-Data, i.e., before already existing data have been examined and analyzed.

These submissions are reviewed in two stages. In Stage 1, a study proposal is considered for publication prior to data collection and/or analysis. Stage 1 submissions should include a complete Introduction, Methods, and Proposed Analyses. High-quality proposals will be accepted in principle before data collection and/or data analysis commences. Once the study is completed, the author will finish the article including Results and Discussion sections (Stage 2). Publication of the Stage 2 submission is guaranteed as long as the approved Stage 1 protocol is followed and the conclusions are appropriate. Full details can be found [here](#). The Journal's manuscript requirements should be adhered to for the stage 2 submission.

Supplemental Video requirements: Videos illustrating articles are acceptable with original submissions. Sage Track has a file size limitation of 350MB for submissions. Follow [these instructions](#) to compress video files to fit within this limitation. Upon acceptance, send the fully-rendered video to Production at sage@tnq.co.in

- <10 minutes
- Acceptable formats are quicktime, mpeg, and avi.
- Zip files should be avoided wherever possible.
- Video files should be tested for playback before submission, preferably on computers not used for its creation, to check for any compatibility issues.

Clinical trial registration

The journal conforms to the [ICMJE requirement](#) that clinical trials are registered in a [WHO-approved public trials registry](#) at or before the time of first participant

enrollment as a condition of consideration for publication. The trial registry name and URL, and registration number must be included at the end of the abstract.

Reporting guidelines






Your manuscript **must** follow the relevant [EQUATOR Network reporting guidelines](#), depending on the type of study. The [EQUATOR wizard](#) can help identify the appropriate guideline. You will need to upload the appropriate checklist with your submission.

Other resources can be found at [NLM's Research Reporting Guidelines and Initiatives](#).

If your research involves animals, you will be asked to confirm that you have carefully read and adhered to the [ARRIVE guidelines](#).

The Editors of *SRI* recommend authors follow the below figure from [The IDEAL Framework for Evaluating Surgical Innovation](#) by Dimick et al.

Figure. The Idea, Development, Exploration, Assessment, Long-term Framework for Evaluating Procedural Innovations

	Stage of Innovation	Study Design Principles
	Idea (phase 1) First in human report of new procedure or technology.	Case report focusing on explanation and description. Include details on what was learned from prior failures.
	Development (phase 2a) Early experience (20-30 cases) with technical modifications innovation. Stage ends when technique of intervention is stable.	Prospective case series from a single center that includes the nuances of tinkering. Include a flowchart of when and why different modifications were made.
	Exploration (phase 2b) Experience extends to hundreds of cases and is replicated by others. Focus is on establishing proficiency standards for the new procedure.	Prospective multicenter cohort study. Statistical analysis should focus on understanding learning curves (experience vs adverse events) and data needed to design randomized clinical trials.
	Assessment (phase 3) Testing the efficacy of the new intervention compared with current best practice among clinicians who are proficient.	Multicenter randomized clinical "efficacy" trial compared with the next best alternative.
	Long-term study (phase 4) Monitoring late and rare outcomes, understanding effectiveness in the real world, and cataloguing changes in use over time.	Population-based study with clinical registry or administrative data. Focus on heterogeneity in clinician proficiency and outcomes too rare or longer term than trials.

*Dimick JB, Sedrakyan A, McCulloch P. The IDEAL Framework for Evaluating Surgical Innovation: How It Can Be Used to Improve the Quality of Evidence. *JAMA Surg*. Published online June 05, 2019.

Formatting your manuscript

Accepted file types

The preferred format for your manuscript is Word. You do not need to follow a template, but please ensure your heading levels are clear, and the sections clearly refined.

The LaTeX files are also accepted. A LaTeX template is available on the [Sage Journal Author Gateway](#).

Your article title, keywords, and abstract all contribute to its position in search engine results, directly affecting the number of people who see your work. For details of what you can do to influence this, visit [How to help readers find your article online](#).

Title

Your manuscript's title should be concise, descriptive, unambiguous, accurate, and reflect the precise contents of the manuscript. A descriptive title that includes the topic of the manuscript makes an article more findable in the major indexing services.

Abstract

Please include a structured abstract of 250 words between the title and main body of your manuscript that concisely states the purpose of the research, major findings, and conclusions. Abstracts are not required for Editorials and Letters to the Editor. If your research includes clinical trials, the trial registry name and URL, and registration number must be included at the end of the abstract. Submissions that do not meet this requirement will not be considered.

Keywords

Please include a minimum of 3 keywords, listed after the abstract. Keywords should be as specific as possible to the research topic.

Artwork, figures, and other graphics

For guidance on the preparation of illustrations, pictures, and graphs in electronic format, please read Sage's [artwork guidelines](#).

Figures supplied in color will appear in color online regardless of whether or not these illustrations are reproduced in color in the printed version. If you have requested color reproduction in the print version, we will advise you of the costs on receipt of your accepted article.

Please ensure that you have obtained any necessary permission from copyright holders for reproducing any illustrations, tables, figures, or lengthy quotations previously published elsewhere. For further information including guidance on fair dealing for criticism and review, please see the [Frequently Asked Questions page](#) on the Sage Journal Author Gateway.

Acknowledgments

If you are including an Acknowledgements section, this will be published at the end of your article. The Acknowledgments section should include all contributors who do not meet the criteria for authorship. Per [ICMJE recommendations](#), it is best practice to obtain consent from non-author contributors who you are acknowledging in your manuscript.

Writing assistance and third party submissions: if you have received any writing or editing assistance from a third-party, for example a specialist communications company, this must be clearly stated in the Acknowledgements section and in the covering letter. Please see the [Sage Author Gateway](#) for what information to include in your Acknowledgements section. If your submission is being made on your behalf by someone who is not listed as an author, for example the third-party who provided writing/editing assistance, you must state this in the Acknowledgements and also in your covering letter. **Please note that the journal editor reserves the right to not consider submissions made by a third party rather than by the author/s themselves.**

Author contributions

You will be asked to list the contribution of each author as part of the submission process. Please include the Author Contributions heading within your submission after the Acknowledgements section. The information you give on submission will then show under the Author Contributions heading later at the proofing stage.

Statements and declarations

Please include a section with the heading 'Statements and Declarations' at the end of your submitted article, after the Acknowledgements section [and Author Contributions section if applicable] including each of the sub-headings listed below. If a declaration is not applicable to your submission, you must still include the heading and state 'Not applicable' underneath. Please note that you may be asked to justify why a declaration was not applicable to your submission by the Editorial Office.

Ethical considerations

Please include your ethics approval statements under this heading, even if you have already included ethics approval information in your methods section. If ethical approval was not required, you need to explicitly state this. You can find information on what to say in your ethical statements as well as example statements on our [publication ethics and research integrity policies page](#).

All papers reporting studies involving human participants, human data or human tissue must state that the relevant Ethics Committee or Institutional Review Board approved the study, or waived the requirement for approval, providing the full name and institution of the review committee in addition to the approval number. If applicable, please also include this information in the Methods section of your manuscript.

Consent to participate

Please include any participant consent information under this heading and state whether informed consent to participate was written or verbal. If the requirement for informed consent to participate has been waived by the relevant Ethics Committee or Institutional Review Board (i.e. where it has been deemed that consent would be impossible or impracticable to obtain), please state this. If this is not applicable to your manuscript, please state 'Not applicable' in this section. More information and example statements can be found on our [Publication ethics and research integrity policies page](#).

Consent for publication

Submissions containing any data from an individual person (including individual details, images or videos) must include a statement confirming that informed consent for publication was provided by the participant(s) or a legally authorized representative. Non-essential identifying details should be omitted. Please do not submit the participant's actual written informed consent with your article, as this in itself breaches the patient's confidentiality. The Journal requests that you confirm to us, in writing, that you have obtained written informed consent to publish but the written consent itself should be held by the authors/investigators themselves, for example in a patient's hospital record. The confirmatory letter may be uploaded with your submission as a separate file in addition to the statement confirming that consent to publish was obtained within the manuscript text. If this is not applicable to your manuscript, please state 'Not applicable' in this section.

Declaration of conflicting interest

The journal requires a declaration of conflicting interests from all authors so that a statement can be included in your article. For guidance on conflict of interest statements, see our [policy on conflicting interest declarations](#) and the [ICMJE recommendations](#).

If no conflict exists, your statement should read: 'The author(s) declared no potential conflicts of interest with respect to the research, authorship, and/or publication of this

article’.

Funding statement

All articles need to include a funding statement, under a separate heading, **even if you did not receive funding**. You’ll find guidance and examples on our [Funding](#) page.

Data availability

The Journal is committed to facilitating openness, transparency and reproducibility of research, and has the following research data sharing policy. For more information, including FAQs please [visit the Sage Research Data policy pages](#).

Subject to appropriate ethical and legal considerations, authors are encouraged to:

- Share your research data in a relevant public data repository
- Include a data availability statement linking to your data. If it is not possible to share your data, use the statement to confirm why it cannot be shared.
- Cite this data in your research

Reference style and citations

The journal follows the AMA Manual of Style. [View the AMA Manual of Style](#) to ensure your manuscript conforms.

Every in-text citation must have a corresponding citation in the reference list and vice versa. Corresponding citations must have identical spelling and year.

Authors should update any references to preprints when a peer reviewed version is made available, to cite the published research. Citations to preprints are otherwise discouraged.

Supplemental material

This Journal can host additional materials online (e.g. datasets, podcasts, videos, images etc.) alongside the full text of the article. Your supplemental material must be one of our accepted file types. For that list and more information please refer to our [guidelines on submitting supplemental files](#).

English language editing services

Authors seeking assistance with English language editing, translation, or figure and manuscript formatting to fit the journal’s specifications should consider using Sage Author Services. Visit [Sage Author Services](#) for further information.

Submitting your manuscript

As part of the submission process you will need to confirm that this is your original work, that you have the rights in the work, that this is for first publication in this Journal, that it is not being considered for/has not already been published elsewhere, and that you have obtained and can supply all necessary permissions for the reproduction of any copyright works not owned by you.

Please see our [guidelines on prior publication](#) and note that the journal may accept submissions of manuscripts that have been posted on preprint servers.

Preprints

The journal will consider submissions of manuscripts that have been posted on preprint servers.

Please enter the preprint DOI in the designated field when submitting your manuscript. We advise that you inform the Journal Editorial office about your posted preprint at submission.

Note that you should **not** post an updated version of your manuscript on a preprint server while it is being peer reviewed.

[Learn more about our preprint policy.](#)

Submission site

[Submit your manuscript online via Sage Track.](#)

IMPORTANT: Please check whether you already have an account in Sage Track before trying to create a new one. If you have reviewed or authored for the journal in the past year it is likely that you will have had an account created. For further guidance on submitting your manuscript online please visit [ScholarOne Online Help](#).

Manuscripts should only be submitted with the consent of all contributing authors. The individual responsible for submitting the manuscript should carefully check that all those whose work contributed to the manuscript are listed as authors.

Ensure you upload all relevant manuscript files, including any additional supplemental files (including reporting guidelines where relevant).

Authorship

Please [view our authorship policies](#), which includes information on criteria for authorship, who should be the corresponding author and more.

Please note that AI chatbots, for example ChatGPT, should not be listed as authors. For more information see the [policy on Use of ChatGPT and generative AI tools](#).

Files

- Your **manuscript**, properly formatted according to all stipulations above, and within the scope of the journal.
- **Figures and images.**
 - All figures must be numbered consecutively in the order in which they appear in the text – they will appear in the published article in the order they are numbered.
 - Figure resolution is 300dpi. [More information on figure/image preparation can be found here.](#)
- **Supplemental material.** This journal can host additional materials online (e.g. datasets, podcasts, videos, images, etc) alongside the full-text of the article. Your supplemental material must be one of our accepted file types. For that list and more information please refer to our [guidelines on submitting supplemental files](#).

Other information required for submission

- ORCID ID of the submitting author.
 - It is strongly encouraged that all co-authors ensure their ORCID IDs are linked to their accounts in the submission system prior to article acceptance, as this is the only way to have their ORCID ID present on the published article. **ORCID IDs cannot be added to manuscripts after acceptance/publication.** Please note that each co-author must log in to the submission system to add their own ORCID ID to their account. To add an ORCID ID, edit your account, click the link when prompted, and sign into your ORCID account to validate your ID. You will then be redirected back to the submission system and your ORCID ID will become part of your accepted publication's metadata.
 - [Please create an ORCID ID](#) if you do not already have one or visit our [ORCID homepage](#) to learn more.
- Complete list of authors, with their institutional affiliations.
 - The author information you enter at submission must exactly match what is included on your manuscript and/or title page, including full names, academic affiliations, and corresponding author contact details.
 - **The listed affiliation should be the institution where the research was conducted.** If an author has moved to a new institution since completing the research, the new affiliation can be included in a note at the end of the manuscript.
 - **All listed authors must meet the criteria for authorship (above).**
 - **All persons eligible for authorship must be included at the time of submission.**
 - All authors must have given consent for the manuscript to be submitted in its current form.

- Keywords: During submission, you may be asked to select or enter keywords for your manuscript. These keywords are used to match appropriate reviewers to your manuscript.
- The number of figures, tables, and words in your manuscript.
- Funder information: Name, grant/award number.
- You may be required to enter your declaration of conflicting interest as part of the submission process, in addition to listing it on your manuscript and/or title page. Please have it on hand.
- If you have posted your manuscript to a preprint server, you will be asked to supply the DOI (this does not prohibit submission, but no changes should be made to the preprint version while your manuscript is under evaluation in this journal). Please see our guidelines on [prior publication](#). If the article is accepted for publication, the author may re-use their work according to the journal's author archiving policy. If your manuscript is accepted, you must include a link in your preprint to the final version of your published article.

Peer review policy

The following summary describes the peer review process for this journal:

Identity transparency: Single-anonymized

Reviewer interacts with: Editor

Review information published: None

Your manuscript will undergo an initial evaluation. If it does not conform to the requirements laid out in these guidelines, it will be returned to you for amendments prior to peer review. Manuscripts may be desk rejected without peer review at this point if they are out of scope for the journal or otherwise unsuitable.

After passing the initial evaluation, your manuscript will then be peer reviewed. You can log in at any time to check the status of your manuscript. We will notify you when a decision has been reached.

SRI operates a conventional single-anonymized reviewing policy in which the reviewer's name is always concealed from the submitting author. Two independent reviews are required for a manuscript to reach a Revise or Accept decision.

To ensure the integrity of the peer review process we assign reviewers and cannot accept author recommendations.

All manuscripts are reviewed as rapidly as possible, while maintaining rigor. Reviewers make comments to the author and recommendations to the Editor who then makes the final decision on all manuscripts, including those appearing in a special issue or special collection. The Editor or members of the Editorial Board may occasionally submit their own manuscripts for possible publication in the Journal. In these cases,

the peer review process will be managed by alternative members of the Board and the submitting Editor/Board member will have no involvement in the decision-making process.

[Read Sage's complete peer review policy.](#)

Plagiarism

The journal and Sage take issues of copyright infringement, plagiarism or other breaches of best practice in publication very seriously. [Please read Sage's complete policy on plagiarism and the actions we may take.](#)

After acceptance

Contributor's Publishing Agreement

Before publication, we require the author as the rights holder to sign a Journal Contributor's Publishing Agreement. Sage's Journal Contributor's Publishing Agreement is an exclusive license agreement which means that the author retains copyright in the work but grants Sage the sole and exclusive right and license to publish for the full legal term of copyright. Exceptions may exist where an assignment of copyright is required or preferred by a proprietor other than Sage. In this case copyright in the work will be assigned from the author to the society. For more information please visit the [Sage Journal Author Gateway](#).

Preprints

If your manuscript was posted on a preprint server prior to acceptance, you must include a link in your preprint to the final published version of your published article.

Production

Your Sage Production Editor will keep you informed as to your article's progress throughout the production process. Proofs will be made available to the corresponding author via our editing portal, Sage Edit, or by email, and should be returned promptly to avoid delaying publication. Authors are reminded to check their proofs carefully to confirm that all author information, including names, affiliations, sequence, and contact details are correct, and that Funding and Conflict of Interest statements, if any, are accurate. **This is the final opportunity to make changes to**

your manuscript. Further corrections will not be possible after publication. Changes to the author list are not permitted at this stage.

Publication

OnlineFirst publication: This enables us to publish final articles online immediately, without waiting for assignment to a future issue of the Journal. This usually significantly reduces publication lead time. Visit the [Sage Journals help page for more details](#), including how to cite OnlineFirst articles.

Access to your published article: We provide you with online access to your published article. The online access link is provided to the corresponding author for sharing with their co-authors.

Promoting your article

Publication is not the end of the process. Between us, we can ensure that your article is found, read, downloaded and cited as widely as possible. Many of the most effective tactics are those you can do quickly and easily to your network of contacts and peers. Visit the [Promote Your Article](#) page on the Sage Journal Author Gateway for numerous resources to help you promote your work.

Further resources

The Sage Journal Author Gateway has some general advice on [how to get published](#), plus links to further resources. [Sage Author Services](#) also offers authors a variety of ways to improve and enhance your article including English language editing, plagiarism detection, and video abstract and infographic preparation.

If you have any questions about publishing with Sage, please visit the [Sage Journals Solutions Portal](#).

You can view our [complaints and appeals procedure](#).

Contact us

You can direct any questions to the journal's editorial office:

editorssurgicalinnovation@gmail.com.

Browse journal

Current issue

OnlineFirst

All issues

Free sample

Collections

Journal information

Journal overview and metrics

Editorial board

Submission guidelines

Reprints

Journal permissions

Subscribe

Recommend to library

Advertising and promotion

Keep up to date



Facebook



X



LinkedIn



YouTube



RSS feed



Email alerts

[View all options](#)



Also from Sage

CQ Library

Elevating debate

Sage Data

Uncovering insight

Sage Business Cases

Shaping futures

Sage Campus

Unleashing potential

Sage Knowledge

Multimedia learning resources

Sage Research Methods

Supercharging research

Sage Video

Streaming knowledge

Technology from Sage

Library digital services

